

SGBUILD

THE BUILDER'S QUEST

From manual reports to automated data exchange
A 20-minute masterclass

L0

L1

L2

L3

L4

PRESS START

LEVEL 0

QUEST



Congratulations!

You have won the tender to build 2 residential blocks that are 60 stories high.

- > Complete the build within the stipulated timeframe.
- > Report build progress to the Developer.
- > Submit structural integrity data to the Regulator.
- > Hire Subcontractors and receive build data from them.
- > Receive material test reports from Service Providers (labs).

INSERT COIN TO CONTINUE

> THE DAILY GRIND

REGULATOR

Manpower reports

Concrete cube tests

Piling records



REGULATOR
FORMAT

DEVELOPER

Site progress

Manpower reports



EXCEL REPORT

SERVICE PROVIDERS

Concrete cube tests



PDF
CERTIFICATE

SUBCONTRACTORS

Material
inspections



HARDCOPY FORM

SAME DATA. DIFFERENT FORMAT. EVERY SINGLE TIME.

> HOW MANY OF THESE DO YOU REPORT MANUALLY TO BCA?

GROUND MONITORING

ERSS Approval

Monitoring Building Settlement

PILING

Ultimate Load Test

Working Load Test

Piling Installation Record

MATERIALS TESTING

Concrete Cube Test (Contractor)

Concrete Cube Test (Lab) †

Steel Element Test

Steel Rebar Test

† Concrete Cube Test (Lab) — data sent from lab to contractor

SITE PROGRESS AND SUPERVISION

Site Progress

QP & Site Supervisor Attendance

MANPOWER

Manpower Utilization

NOTIFICATION

Notification to Commissioner

Project

Document

- Pre-con Survey Report
- Temporary Building Design
- QP(D) Approval for Proprietary Product
- Piling Plan
- 360 Captures
- Welding Test
- Mass Engineered Timber Test

> WHAT IS SGBUILDDEX?

A GOVERNMENT-BACKED DATA EXCHANGE PLATFORM FOR THE BUILT ENVIRONMENT.

CHAMPIONED BY



Building and Construction Authority & Housing and Development Board (HDB)



to level up the exchange of data for the built environment

SUPERPOWER 1

Standardised data schemas

SGBuildex defines what every report type should look like.

No more custom formats.

One standard. Everyone speaks it.

SUPERPOWER 2

APIs for data exchange

Your site management platform connects once.

Data routes automatically to whoever you consent to share with. No manual exports.

LEVEL 1

LEVEL UP!
YOU ARE NOW A
SGBUIDEX PARTICIPANT



ABILITY UNLOCKED

Company registered.

Data repository (called a pitstop) created for your company.

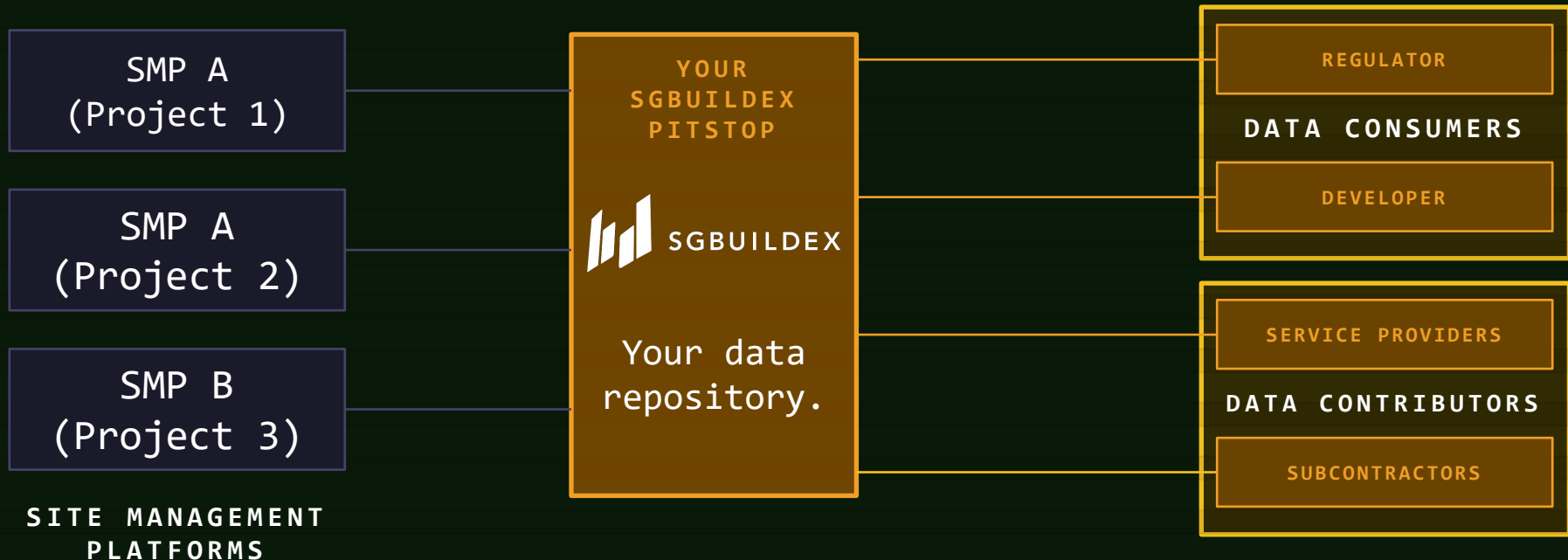
Network presence: ON.



XP: 100 / 400

SIGN UP YOUR COMPANY AT <https://sgbuildex.admin.dextech.ai/sign-up> – IT'S FREE

> YOUR PITSTOP – YOUR DATA REPOSITORY



Your pitstop stays with your COMPANY – not the project.

> WHO ARE THE SGBUILDIX PARTICIPANTS?

1. DATA CONTRIBUTOR

Data Owner

Owns and is accountable for the data. Typically contractors and builders who generate on-site and other build records.

Examples

Main contractors · Precasters · Test Laboratories

2. DATA CONSUMER

Data Recipient

Authorised to receive and access datasets published on the platform.

Examples

BCA (regulator) · HDB (developer) · Main contractors

3. SOLUTION PROVIDER

IT Vendor

Selected by contractors and subcontractors to capture data digitally. Responsible for formatting and pushing data to SGBuildex.

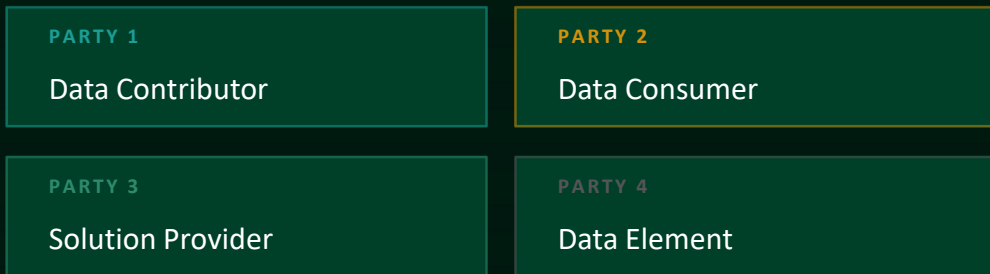
Examples

Site management platform vendors · Precaster digital solution vendor · Lab software vendor

Every entity is set up as a Participant on SGBuildex, each with their own data repository called a Pitstop.

> HOW CONSENT WORKS

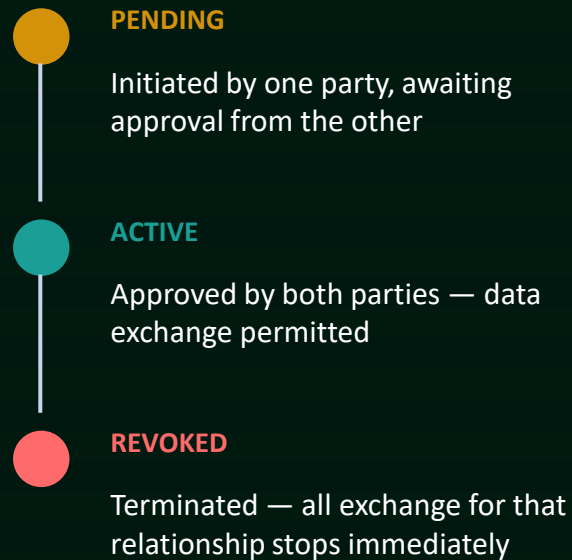
Before data can flow, a tripartite Consent Relationship must be established:



Key rules:

- Either party may initiate the consent
- The other party must approve before data flows
- Solution provider can be added or changed anytime
- Each consent is data element-specific

Consent Lifecycle



Consent is explicit, per data type, and revocable at any time.

LEVEL 2

LEVEL UP!

YOU ARE
CONNECTED



ABILITY UNLOCKED

Data-sharing consent set.

You choose who receives what data.

Audit trail: ACTIVE.



XP: 200 / 400

GRANT CONSENT TO YOUR COUNTERPARTIES

> SMP PUSHES DATA TO SGBUILDEX



- > You authorise the SMP vendor – you stay in control
- > SMP vendor pushes data on your behalf automatically
- > Works across ALL your projects that use the same SMP

LEVEL 3

LEVEL UP!
YOUR SMP
WORKS FOR YOU

ABILITY UNLOCKED

Solution provider (SMP) appointed.

Data flows automatically.

Manual exports: DEFEATED.



XP: 300 / 400

APPOINT YOUR SITE PLATFORM AS AGENT

> BEFORE VS AFTER

BEFORE

- x Builder collects data on site and updates it in their SMP
- x Formats report for regulator
- x Reformats for developer
- x Reformats for other data consumers
- x Repeats every project
- x Manual. Error-prone. Slow.

VS

AFTER

- ✓ Builder collects data on site and updates it in their SMP
- ✓ SMP pushes data to SGBuildex
- ✓ SGBuildex routes data to all consented parties
- ✓ Correct format. Automatic.
- ✓ Same setup. Every project.
- ✓ Fast. Accurate. Auditable.

> YOUR SGBUILDEX PITSTOP AND ADMIN PORTALS

DATA SHARED

All outbound exchanges visible.
Status per report.

DATA RECEIVED

See what your counterparties have sent back to you.

CONSENT STATUS

Active consents by data type and recipient. Live view.

EXCHANGE HISTORY

Full audit trail. Timestamps. Success & failure logs.

No more chasing emails. No more wondering if the regulator got your report.

You have FULL visibility across ALL your projects.

LEVEL 4

LEVEL UP!
FULL VISIBILITY
ACHIEVED

ABILITY UNLOCKED

Data exchange mastered.

All data flows visible.

Compliance: AUTOMATIC.

XP: 400 / 400



CHECK YOUR PITSTOP — SEE EVERYTHING

!! BOSS FIGHT !!

> DEFEAT THE 3 OBJECTIONS

BOSS 1: 'Our platform isn't integrated yet'

DEFEAT: API specs are public. Raise it with your SMP vendor – or contact SGBuildex to onboard. Sign up now (free) and you're ready the moment your site management platform is.

BOSS 2: 'We're mid-project, is it too late?'

DEFEAT: Your company account persists. Sign up now as many data elements can also be submitted retroactively.
Continue to use it on the next project.

BOSS 3: 'Who owns our data?'

DEFEAT: You do. Consent is explicit, per data type, and revocable anytime.
SGBuildex routes data – it does not own it.

GAME COMPLETE

LV0

LV1

LV2

LV3

LV4

ALL LEVELS COMPLETE

YOUR NEXT STEPS

1. Sign up your company (free) onto SGBuildex
2. Establish consent relationship with BCA and/or developers
3. Get your site management platform vendor to push data
4. Check your pitstop
5. **Never format a report again**

SCAN TO SIGN UP



You walked in at Level 0. You leave at Level 1. Complete Level 2 before Friday.